

**PLUS!**  
**INTEGRATED**  
**HYDRAULIC**  
**UNIT**

### Compact chillers for efficient thermal cooling with integrated hydraulic unit

The InvenSor LTC 10 plus is an adsorption chiller with especially low driving temperatures and few requirements for installation and service. All LTC machines reach almost 100% of their nominal capacity at driving temperatures as low as 65°C. They are suitable for outside temperatures of up to approx. 35°C. For operation at higher temperatures, InvenSor offers the InvenSor HTC series.

#### 10 kW cooling capacity – compact design

The nominal capacity of the LTC 10 plus is 10 kW. The compact design allows for space saving set-up. For an easy installation, all hydraulic connections are conveniently accessible on the top side of the machine. The unit is optimized for transport by pallet jack.

#### Easy operation and setting – prepared for heat pump operation

The setting of the target water temperatures in the cold water circuit, the driving circuit return flow and the recooling circuit is easily adjustable on the multi-color, multi-lingual touch display at the front of the machine. The heat pump mode is already installed and can be activated easily.

#### LTC 10 plus: InvenSor chilling station integrated

The LTC 10 plus is integrated with all basic components for thermal cooling. It includes a complete hydraulic unit with electronically regulated high-efficiency pumps, so that all necessary water circuit tubes for heat supply, cold distribution and recooling can be connected directly to the LTC 10 plus.

#### LTC 10 plus-FC: InvenSor chilling station & free cooling function integrated

The free cooling function allows for even more energy savings: If the outside air temperature is cold enough, it can be used directly for climatization and no driving heat is necessary to operate the chiller.



#### Dimensions of the machine

|                             |          |
|-----------------------------|----------|
| Length .....                | 1,100 mm |
| Height .....                | 1,370 mm |
| Width .....                 | 750 mm   |
| Weight LTC 10 plus .....    | 390 kg   |
| Weight LTC 10 plus-FC ..... | 395 kg   |

#### Position of the connectors

|                       |          |
|-----------------------|----------|
| from the ground ..... | 1,400 mm |
|-----------------------|----------|

#### Nominal widths

|                       |          |
|-----------------------|----------|
| Drive (2x) .....      | G 1"     |
| Cooling (2x) .....    | G 1 1/4" |
| Re-cooling (2x) ..... | G 1 1/2" |

#### General technical specifications

|  |        |              |
|--|--------|--------------|
| Chilling capacity                          | kW     | 4–12         |
| COP maximum                                |        | 0.65         |
| Max. overpressure                          | bar    | 4            |
| Electrical connection                      | V~, Hz | 230, 50 / 60 |
| Electrical power consumption (incl. pumps) | W      | 395          |

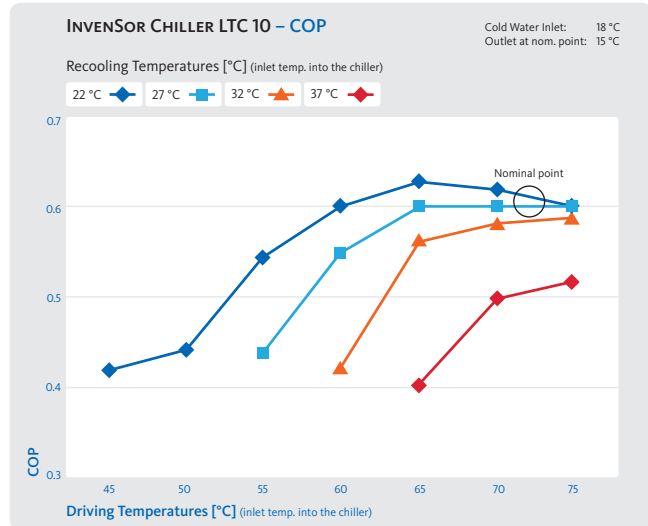
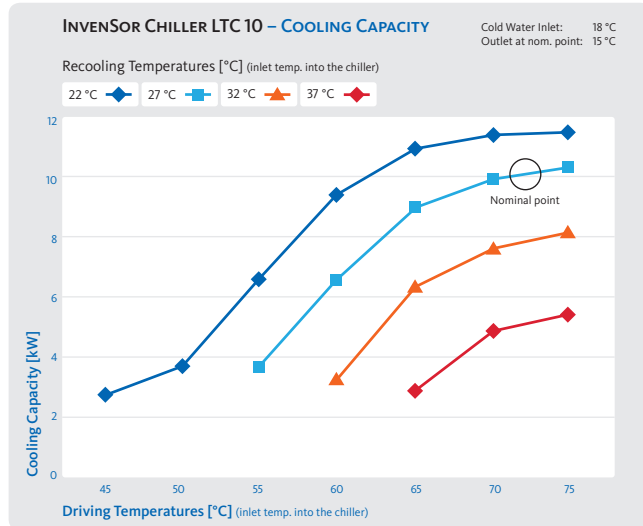
#### Specifications at nominal conditions

|                                    |      | Cooling circuit | Recooling circuit | Drive circuit |
|------------------------------------|------|-----------------|-------------------|---------------|
| COP                                |      | 0.6             |                   |               |
| Capacity                           | kW   | 10              | 26.7              | 16.7          |
| Temperature – chiller inlet (IN)   | °C   | 18              | 27                | 72            |
| Temperature – chiller outlet (OUT) | °C   | 15              | 31.5              | 66            |
| Temperatures – range               | °C   | 10–25           | 20–37             | 45–100        |
| Volume flows                       | l/h  | 2,900           | 5,100             | 2,500         |
| Available ext. pressure head       | mbar | 400             | 400               | 300           |

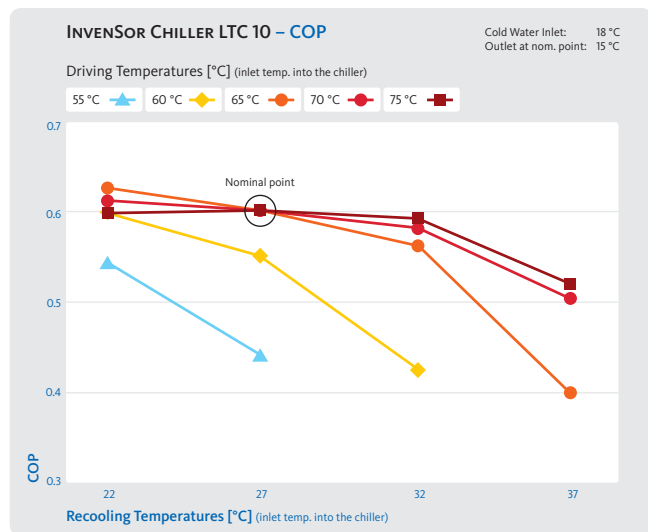
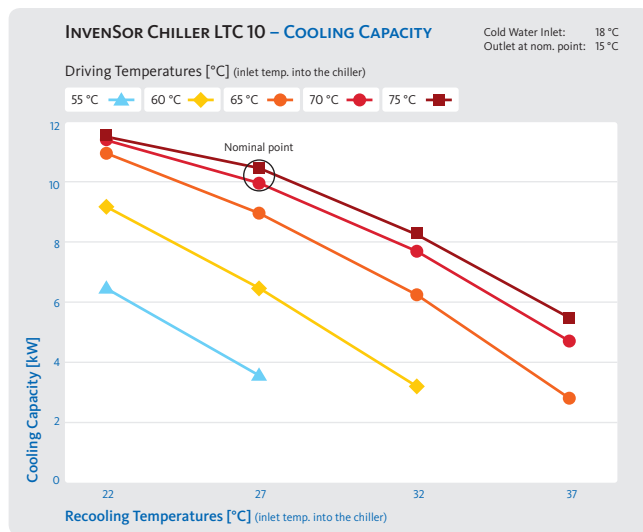
All specifications apply for operation with water in hydraulic circuits.

## Technical specifications at different conditions

### Capacity and COP at different temperatures of recooling and driving energy



### Capacity and COP at different temperatures of driving energy and recooling



### Capacity and COP at different temperatures of driving energy and chilled water

